












4-Wheeler General Service Checklist

<p>Test Run-Vehicle Diagnosis</p>	<p><i>Our Certified Mechanic Will Be Doing A Test Drive On Your Car. Let's See What Bothering Your Companion.</i></p>	<ul style="list-style-type: none">➤ <i>Test Drive Car</i>➤ <i>Check For Unwanted Sounds/Vibration</i>➤ <i>Check Power Delivery</i>➤ <i>Check The Throttle Response</i>➤ <i>Check The Gear Shifting Condition</i>➤ <i>Check The Idling Conditioning</i>➤ <i>Check The Brake Conditions</i>➤ <i>Check The Basic Handle And Wheel Alignment</i>➤ <i>Check The Suspension Response.</i>➤ <i>Console Checking</i>	
---------------------------------------	--	---	---

Area Of Work	How It Matters?	Inspections	Repair/Replacement/Adjustment-*	Pictorial Examples
<p>Engine Oil</p>	<p><i>If Your Engine Was Devoid Of Oil, There Would Be Extreme Wear On Your Engine And Its Part As Well As Increased Friction.</i></p> <p><i>For Best & Peak Performance Change Engine Oil 3 Months Or 3000 Kms</i></p>	<ul style="list-style-type: none"> ➤ <i>Check The Engine Oil Level</i> ➤ <i>Check For The Leakages</i> ➤ <i>Check The Oil Filter Condition</i> 	<ul style="list-style-type: none"> ➤ <i>Top Up The Engine</i> ➤ <i>Clean Or Replace The Oil Filter</i> 	
<p>Air Filter</p>	<p><i>Air Filter That Works To Keep Out Road Debris, Dirt, Bugs, And Other Contaminants That Can Damage The Engine. A Dirty Air Filter Include A Misfiring Engine, Unusual Noises, And Reduced Fuel Economy Operating At Their Best.</i></p>	<ul style="list-style-type: none"> ➤ <i>Checking The Air Filter Condition.</i> ➤ <i>Checking The Air Filter Position</i> 	<ul style="list-style-type: none"> ➤ <i>Cleaning And Re-Installing If The Condition Is Good</i> ➤ <i>Changing The Air Filter If The Condition Is Bad</i> 	

<p>Belts, Hoses and Radiator Fluid</p>	<p><i>If Your Vehicle's Drive Belt Breaks, All Of The Engine Parts It Is Powering Will Stop Working And Your Engine Could Overheat And Be Damaged</i></p>	<ul style="list-style-type: none">➤ <i>Inspect The Belt & Hose Conditions</i>➤ <i>Inspection Of Tightness Of Belts</i>➤ <i>Inspect Bulging And Brittle Hoses And Tighten The Clamps.</i>➤ <i>Check condition of Radiator Fluid</i>	<ul style="list-style-type: none">➤ <i>Tighten The Belt</i>➤ <i>Tighten The Hoses connection</i>➤ <i>Fill the radiator coolant or water</i>	
<p>Fuel Filter</p>	<p><i>A fuel filter is a filter in the fuel line that screens out dirt and rust particles from the fuel,</i></p>	<ul style="list-style-type: none">➤ <i>Check the condition of Fuel Filter</i>	<ul style="list-style-type: none">➤ <i>Clean and re-install the fuel filter</i>➤ <i>Replace fuel filter</i>	
<p>Spark Plug</p>	<p><i>A spark plug is essentially an electrical gadget that fits into your engine's cylinder head, where it "sparks" to ignite the fuel.</i></p>	<ul style="list-style-type: none">➤ <i>Check the condition of spark plug</i>	<ul style="list-style-type: none">➤ <i>Clean the spark plug</i>➤ <i>Replace the spark plug</i>	

<p>Pedal Travel</p>	<p><i>A proper pedal travel will ease your response to braking, acceleration and clutch actuation</i></p>	<ul style="list-style-type: none"> ➤ <i>Check the travel or play of each pedal</i> 	<ul style="list-style-type: none"> ➤ <i>Adjust the pedal travel</i> 	
<p>Brake</p>	<p><i>If The Fluid In Your Brake Master Cylinder Reservoir Gets Too Low, It Can Cause Your Brakes To Not Work At All.</i></p> <p><i>Be On The Safer Side By Frequent Inspection And The Refilling Of Brake Fluid.</i></p>	<ul style="list-style-type: none"> ➤ <i>Check The Brake Fluid Condition or colour</i> ➤ <i>Check Brake Fluid Level</i> 	<ul style="list-style-type: none"> ➤ <i>Top-Up Brake Fluid</i> ➤ <i>Clean The Brake Master Cylinder from Outside</i> ➤ <i>Brake line bleeding</i> 	
<p>Exhaust</p>	<p><i>Internal Combustion Engines Produce Fumes Known As Exhaust In Their Normal Operation.</i></p> <p><i>Faulty Exhaust Can Lead To Deviation In</i></p>	<ul style="list-style-type: none"> ➤ <i>Check For Holes In Muffler</i> ➤ <i>Inspection Of Exhaust Clamps And Supports</i> 	<ul style="list-style-type: none"> ➤ <i>Tightening In Case Of Looseness</i> 	

	<p><i>Power Delivery And Unwanted Noises</i></p>			
<p>Power Steering Fluid</p>	<p><i>The power steering helps you turn your vehicle more easily and works when the vehicle is running.</i></p>	<ul style="list-style-type: none"> ➤ <i>Inspect the steering fluid level</i> ➤ <i>Inspect steering response</i> ➤ <i>Check for leakages.</i> 	<ul style="list-style-type: none"> ➤ <i>Adjust The Carburettor Bowl If Necessary</i> ➤ <i>Perform Carburettor Adjustment</i> ➤ <i>Perform Throttle Cable Adjustment And Ideal Setting</i> ➤ <i>Lubricate The Throttle Play</i> ➤ <i>Adjust The Choke</i> 	
<p>Electrical</p>	<p><i>Having The Right Electrical System Plays An Important Role In Safety. Your Lights Are What Make You Visible And Others Visible To You. So Don't Compromise.</i></p>	<ul style="list-style-type: none"> ➤ <i>Inspect For All Bulbs, Horn, Switches Working</i> ➤ <i>Inspect Battery Terminal</i> 	<ul style="list-style-type: none"> ➤ <i>Minor Electrical Wiring Adjustment</i> ➤ <i>Clean Or Adjust Battery Terminal</i> ➤ <i>Top Up Distilled Water If Necessary(Not Applicable For Maintenance Free Batteries)</i> 	

<p>Suspension</p>	<p><i>Suspension Contributing To The Vehicle's Handling And Braking, And Providing Safety And Comfort By Keeping The Vehicle's Passengers Comfortably Isolated From Road Noise, Bumps And Vibrations.</i></p>	<ul style="list-style-type: none"> ➤ <i>Inspect Front And Rear Shock Absorber Action</i> ➤ <i>Check for oil seepages in shock absorbers.</i> 	<ul style="list-style-type: none"> ➤ <i>Minor Adjustment Of Suspension Play</i> 	
<p>Transmission fluid</p>	<p><i>Dirty transmission fluid causes problems when shifting gears: grinding noises, stalling or misfiring of the engine and overheating of the transmission.</i></p>	<ul style="list-style-type: none"> ➤ <i>Check transmission fluid levels</i> ➤ <i>Check the gear shifting condition</i> 	<ul style="list-style-type: none"> ➤ <i>Top up transmission fluid</i> ➤ <i>Minor Adjustment at Gear shifting</i> 	
<p>Fasteners And Lubrication /Greasing</p>	<p><i>Having A Loose Bolt Break Off Or A Frame Tube Crack From Errant Vibration Is Sure To Slow Down A Journey And Ruin A Lot Of Fun.</i></p>	<ul style="list-style-type: none"> ➤ <i>Inspect All Fasteners</i> 	<ul style="list-style-type: none"> ➤ <i>Tighten All The Fasteners</i> 	

Wiper washer fluid & wiper condition

Properly working windshield wiper blades are vital to the safe operation of any vehicle.

- *Inspect the wiper washer fluid level*
- *Inspect the wiper working condition*
- *Inspect wiper blade conditions*

- *Top up if require*
- *Clean wiper motor from outside*





Tires

Tires get old and worn down. And because a tire failure while you're driving can be catastrophic, causing your car to go out of control or leaving you stranded in the middle of nowhere without any easy way to get home.

- *Check the tyre condition.*
- *Check for tears and bulges in tyres*

- *Guide the customer whether balancing is required or not (by test drive)*



<p>Cleaning</p>	<p><i>Get Set Go With Your Shining Friend!!!!</i></p>	<p>NA</p>	<ul style="list-style-type: none"> ➤ Water Wash ➤ Dry Cleaning 	
<p>Test Drive And Final Tuning</p>	<p><i>Let's Fine Tune Your Vehicle To Get The Magical Performance</i></p>	<ul style="list-style-type: none"> ➤ Test Drive To See Vehicle Response 	<ul style="list-style-type: none"> ➤ Final Adjustment 	

Very Important Note:

1. * (Asterix) In Column 4th – The Listed Operation Will Be Performed Only Based On Vehicle Requirement Identified By Mechanic.
2. Any Spare Parts Or Consumable Used During The Servicing Will Be Charged Extra
3. Any Work Other Than Mentioned Above Will Be Charged Extra
4. During General Service, Some Fuel/Oil May Be Used During Operation (For Work Like, Test Ride, Carburettor Cleaning Etc.)
5. If final approval on invoice goes after 3.30PM, we may or may not be able to deliver the vehicle on same day.